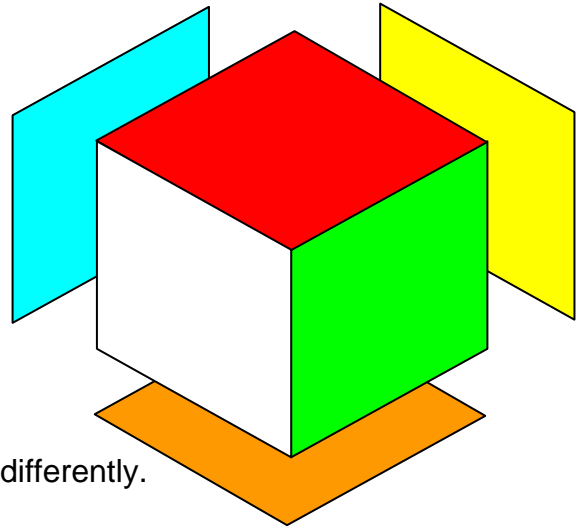
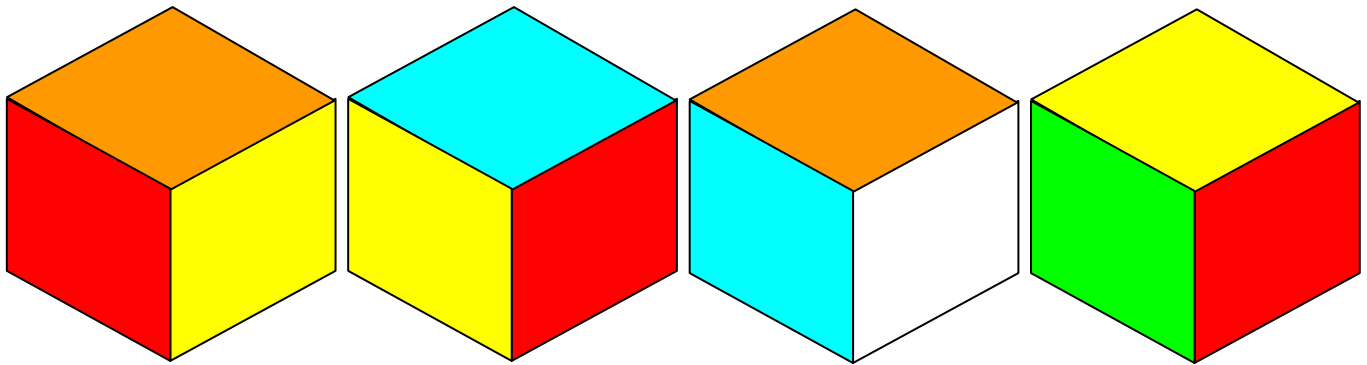


COLOURED CUBE




The diagram shows a cube with each side coloured differently.

Which of the 4 diagrams below show the same cube? Be careful !



The cube has 8 “corners” (or “vertices”) – so we can look at the cube from 8 different directions.

Looking from any one direction (and keeping the same corner in the centre of the diagram), we can “flip” the cube in 3 different ways (e.g. the red side can be at “top”, “left” or “right”.) This gives 24 different variations. Colour in the diagrams below to show all 24 different variations.



You can check your answers by making a cube & colouring it & matching it to your diagrams