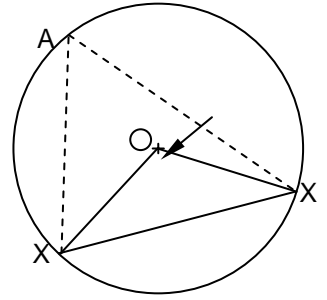
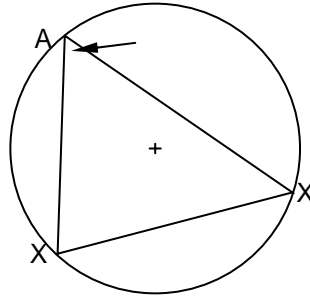
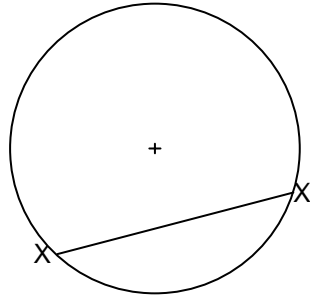
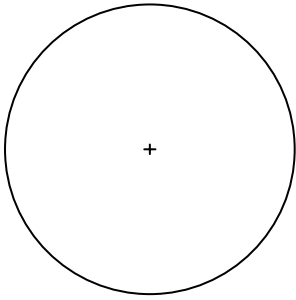


CIRCLES & ANGLES 2



Draw a circle –or use one of those below (or use the CIRCLES sheet). Make sure you mark the centre.	Pick 2 points on the circle – call them X and X – and join them with a line.	Pick any point on the circle – call it A – join it to X and X – measure the angle XAX – record it here.	Join X and X to the centre point - measure the angle at the centre – record it here.
Record your angles in these spaces > > >	XAX =	XOX =	
Repeat the experiment with a new circle and different X's - record your angles here > > >	XAX =	XOX =	
Repeat the experiment with a new circle and different X's - record your angles here > > >	XAX =	XOX =	
Repeat the experiment with a new circle and different X's - record your angles here > > >	XAX =	XOX =	

What do you notice?

