



What if?

EQUIPMENT

None.

DESCRIPTION

Students work in small groups (threes or fours).

BEFORE

Students may find this exercise easier if they are familiar with "[Brainstorming](#)"

The teacher reminds the students that they have a limited amount of time (2-3 minutes) for this activity.

The teacher provides students with a *prompt idea* (see examples below) which students are encouraged to develop - however extreme or bizarre their ideas may be.

AFTER


This exercise could form the basis of a creative writing exercise or (depending on the prompt idea) form part of a subject lesson.

The teacher conducts a brief plenary session (again, only a few minutes) during which each group explains their most extreme ideas.

SUGGESTED PROMPT IDEAS

WHAT IF...


- we decided to drive on the right instead of the left
- the moon was made of cheese
- water was poisonous
- all the grass disappeared overnight
- all our roads turned to rivers
- students had to pay to come to school
- parents could choose the sex, height, eye-colour, etc. of their children.
- people from Earth colonised Mars




LOGICAL




MUSICAL



INTRA-PERS.



PHYSICAL



LINGUISTIC



INTER-PERS.



NATURALIST



VISUAL