



Vowel-spotter

EQUIPMENT

Chalkboard or OHP or Flipchart or IWB

DESCRIPTION

Briefly remind students about "Finger-vowels".
 (A = thumb E = index finger I = middle finger O = ring finger U = little finger)

BEFORE

Students must be familiar with "[Finger-vowels](#)"

Remind students that they use their non-dominant hand for "Finger-Vowels" (not the hand they usually write with.)

The teacher writes a sentence on the board. (You could use a proverb, a well known saying or a famous quotation.)

AFTER

The following **BrainBites** activities also build on "[Finger-vowels](#)":
 "[Vowel-picker](#)"
 "[Finger-bet](#)"
 "[Finger-spell](#)"

All of the above are based on BSL (British Sign Language) but could easily be adapted to ASL.




The teacher or a student reads the sentence all the way through.

The teacher or a student then reads each word in turn.

After each word, all students are encouraged to raise their hands, indicating the vowels in the word by which fingers they display.

The teacher asks one student to give the answer (and rewards appropriately).

When all the words in the sentence have been dealt with, the teacher reads through the whole sentence at a steady speed. In time with the teacher, students raise their hands for each word - indicating the vowels in each word by displaying appropriate fingers.

							
LOGICAL	MUSICAL	INTRA-PERS.	PHYSICAL	LINGUISTIC	INTER-PERS.	NATURALIST	VISUAL